



**Dr. Charles Franklin**  
**Marquette Law School Poll**  
*Friday, November 17*



Chippewa Valley

Technical  
College



**Dr. Charles Franklin**  
**Marquette Law School Poll**  
*Friday, November 17*



Thank you to our sponsors!

VISIONARY

---



ROYAL  
CREDIT  
UNION

University of Wisconsin  
Eau Claire





# ECHAMBER

## Business Advocacy

Thank you to our sponsors!

### ADVOCATE

---



BMO



Chippewa Valley  
Technical  
College

Eau Claire Energy  
Cooperative  
Your Touchstone Energy® Partner



group health  
Cooperative  
of eau claire



Mj Market &  
Johnson  
Adding Value to Everything We Do

Marshfield Clinic  
Health System



NB  
NORTHWESTERN  
BANK

WEAU 13 NEWS





Thank you to our sponsors!

## CATALYST

---

CCF Bank  
Double Forte  
Godfrey & Kahn, S.C.

McDonough Manufacturing  
Ruder Ware, L.L.S.C.  
Trubilt Collision Center

U.S. Bank  
von Briesen & Roper s.c.



# Holiday Legislative Breakfast

• *Friday, December 15*

*The* **CHAMBER**  
Eau Claire Area Chamber of Commerce

# EAU

## *WHAT A NIGHT*

*2024 Annual Meeting*

**JANUARY 24, 2024**

Pablo Center at the Confluence





*Mark your calendar:*  
**30<sup>th</sup> Annual**  
**Chippewa Valley Rally**  
February 28, 2024



**CHAMBER ALLIANCE**  
Chippewa Falls • Eau Claire • Menomonie



**Dr. Charles Franklin**  
**Marquette Law School Poll**  
*Friday, November 17*

**MARQUETTE UNIVERSITY**  
**LAW SCHOOL POLL**



# The topics of the day

- Methodology of the poll (*New!*)
- Presidential matchups
- Third party candidates
- Biden and Trump strengths and characteristics
- GOP Primary
- State issues
- International issues

# The methodology

- The survey was conducted Oct. 26-Nov. 2, 2023, interviewing 908 Wisconsin registered voters, with a margin of error of +/- 4.5 percentage points.
- The sample includes 402 Republicans and independents who lean Republican, with a margin of error of +/- 6.8 percentage points.

# Partisan makeup

- The partisan makeup of the sample is 30% Republican, 29% Democratic and 41% independent.
- Since January 2020, the long-term partisan balance has been 30% Republican and 28% Democratic, with 41% independent.

# The methodology, what's new!

- We've changed how we conduct the poll
- The survey was conducted with a hybrid sample of 690 respondents selected from the Wisconsin voter registration list, and 218 selected from the SSRS Opinion Panel, a sample drawn from postal addresses across the state and invited to take part in surveys online.
- The interviews were conducted online with 693 respondents and with 215 by telephone with live interviewers.

# The methodology, what's new!

- Respondents find answering the poll online is easy—on smartphone, tablet or laptop
- And doing it when convenient rather than when we call
- We send an email invitation to those registered voters for whom we have an email address, also text with a web link, and do both email and call followup for those who don't respond promptly as well as call those with no email.



# MULawPoll Scoreboard

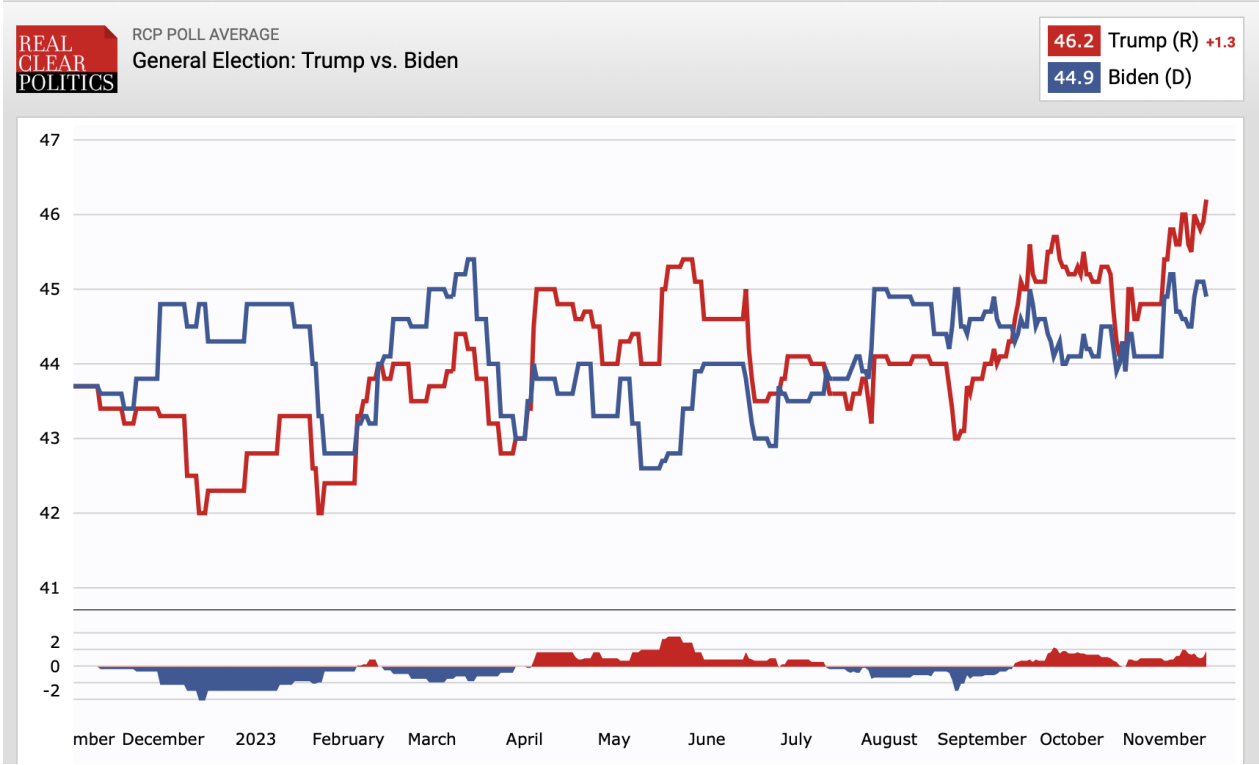
## Marquette Law School Poll Accuracy, 2012-2022

| General Elections     |                    |           |           |            |            |            |            |                 |                 |                                  |                |
|-----------------------|--------------------|-----------|-----------|------------|------------|------------|------------|-----------------|-----------------|----------------------------------|----------------|
| Year                  | Election           | Rep Vote% | Dem Vote% | Ind Vote % | Poll Rep % | Poll Dem % | Poll Ind % | Vote R-D Margin | Poll R-D Margin | Error on Margin<br>(Poll - Vote) | Absolute Error |
| 2012                  | Recall             | 53.1      | 46.3      | 0.6        | 52         | 45         |            | 6.8             | 7               | 0.2                              | 0.2            |
| 2012                  | President          | 45.9      | 52.8      | 1.1        | 43         | 51         | 1          | -6.9            | -8              | -1.1                             | 1.1            |
| 2012                  | Senate             | 45.9      | 51.4      | 2.6        | 43         | 47         |            | -5.6            | -4              | 1.6                              | 1.6            |
| 2014                  | Governor           | 52.3      | 46.6      | 1.1        | 50         | 43         | 1          | 5.7             | 7               | 1.3                              | 1.3            |
| 2014                  | Atty General       | 51.5      | 45.4      | 3.0        | 43         | 39         |            | 6.2             | 4               | -2.2                             | 2.2            |
| 2016                  | Wisc Supreme Court | 52.4      | 47.5      |            | 41         | 36         |            | 4.9             | 5               | 0.1                              | 0.1            |
| 2016                  | President          | 47.2      | 46.5      | 6.1        | 40         | 46         | 7          | 0.8             | -6              | -6.8                             | 6.8            |
| 2016                  | Senate             | 50.2      | 46.8      | 3.0        | 44         | 45         | 3          | 3.4             | -1              | -4.4                             | 4.4            |
| 2018                  | Governor           | 48.4      | 49.5      | 2.0        | 47         | 47         | 3          | -1.1            | 0               | 1.1                              | 1.1            |
| 2018                  | Senate             | 44.5      | 55.4      |            | 43         | 54         |            | -10.8           | -11             | -0.2                             | 0.2            |
| 2018                  | Atty General       | 48.8      | 49.4      | 1.8        | 47         | 45         |            | -0.6            | 2               | 2.7                              | 2.7            |
| 2020                  | President          | 48.8      | 49.5      | 1.5        | 43         | 48         | 2          | -0.6            | -5              | -4.4                             | 4.4            |
| 2022                  | Governor           | 47.8      | 51.2      | 1.0        | 48         | 48         | 2.0        | -3.4            | 0               | 3.4                              | 3.4            |
| 2022                  | Senate             | 50.4      | 49.4      |            | 50         | 48         |            | 1.0             | 2               | 1.0                              | 1.0            |
| <b>Average Error:</b> |                    |           |           |            |            |            |            |                 |                 | -0.5                             | 2.2            |

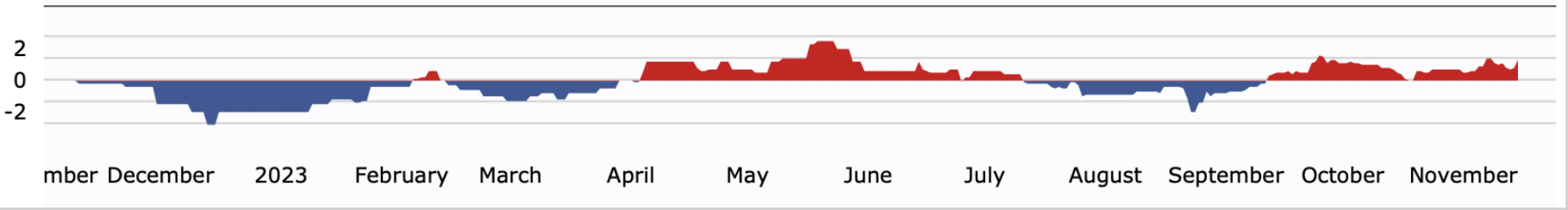
# 538 Pollster Ratings for 2023

| Pollster   | Pollster Rating ID | # of Polls | AAPOR / Roper | Banned by 538 | Predictive Plus-Minus | 538 Grade | Mean-Reverted Bias | Races Called Correctly | Misses Outside MOE | Simple Average Error |
|--|--------------------|------------|---------------|---------------|-----------------------|-----------|--------------------|------------------------|--------------------|----------------------|
| 1 Siena College/The New York Times Upshot  | 448                | 95         | yes           | no            | -1.2                  | A+        | D +1.0             | 75%                    | 18%                | 4.0                  |
| 2 Selzer & Co.   | 304                | 53         | yes           | no            | -1.2                  | A+        | D +0.2             | 81%                    | 25%                | 4.9                  |
| 3 Research & Polling Inc.  | 280                | 44         | no            | no            | -1.0                  | A+        | R +0.6             | 89%                    | 9%                 | 4.2                  |
| 4 SurveyUSA  | 325                | 856        | no            | no            | -0.9                  | A+        | D +0.0             | 89%                    | 20%                | 4.7                  |
| 5 Marquette University Law School  | 195                | 15         | yes           | no            | -0.9                  | A/B       | D +0.2             | 80%                    | 7%                 | 2.8                  |
| 6 Siena College  | 305                | 62         | yes           | no            | -0.8                  | A         | R +0.2             | 85%                    | 24%                | 5.0                  |
| 7 AtlasIntel   | 546                | 24         | yes           | no            | -0.8                  | A         | D +0.3             | 73%                    | 21%                | 4.4                  |
| 8 ABC News/The Washington Post   | 3                  | 82         | yes           | no            | -0.7                  | A         | D +0.8             | 68%                    | 7%                 | 3.1                  |
| 9 Cygnal   | 67                 | 39         | no            | no            | -0.7                  | A         | D +1.6             | 94%                    | 15%                | 3.8                  |
| 10 Beacon Research/Shaw & Co. Research   | 103                | 56         | yes           | no            | -0.7                  | A         | D +1.4             | 74%                    | 32%                | 5.1                  |
| 11 Marist College  | 183                | 200        | yes           | no            | -0.7                  | A         | D +0.3             | 83%                    | 27%                | 5.4                  |
| 12 Monmouth University   | 215                | 122        | yes           | no            | -0.6                  | A         | D +2.1             | 78%                    | 27%                | 5.9                  |
| 13 Landmark Communications   | 166                | 41         | no            | no            | -0.6                  | A         | D +0.9             | 71%                    | 20%                | 4.3                  |
| 14 MassINC Polling Group   | 198                | 20         | yes           | no            | -0.6                  | A/B       | R +0.7             | 85%                    | 20%                | 4.6                  |
| 15 The Washington Post/George Mason University Schar School of Policy and Government | 754                | 8          | yes           | no            | -0.6                  | A/B       | D +0.2             | 88%                    | 0%                 | 2.2                  |

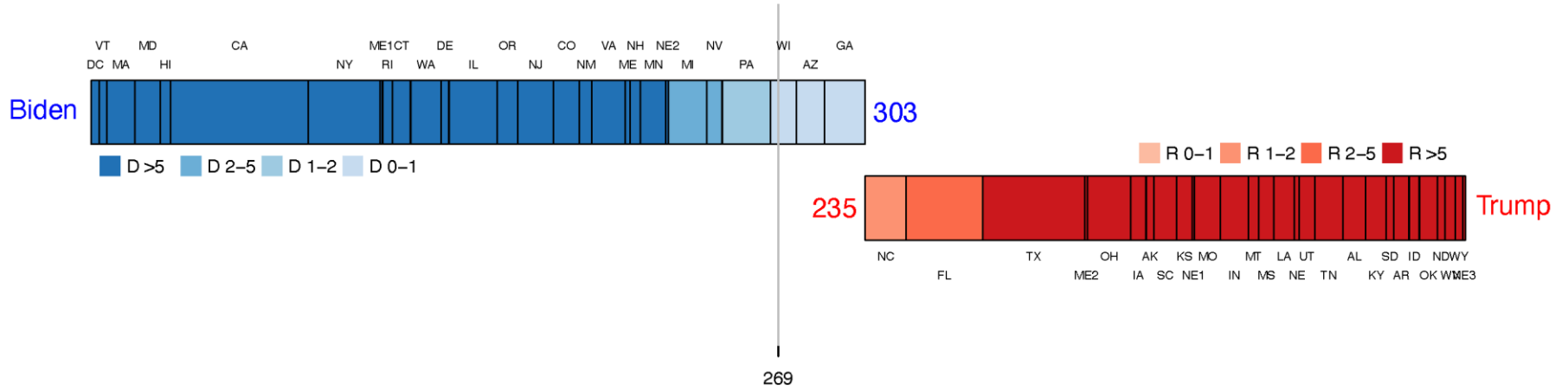
# Biden vs. Trump Trends



# Biden vs. Trump: The fine print



### Electoral Vote 2024 based on 2020 State Winner



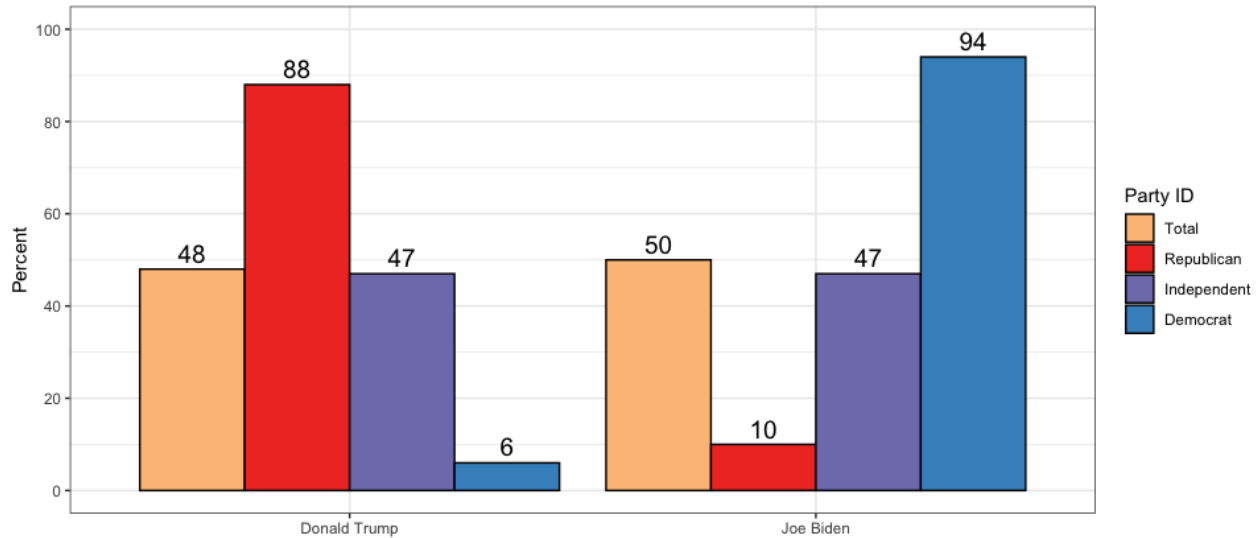
# The Wisconsin Presidential race one year out

- Biden 50, Trump 48
- Biden 48, DeSantis 50
- Biden 44, Haley 53

# Why the differences in support?

# Trump vs Biden with party ID

June 2023



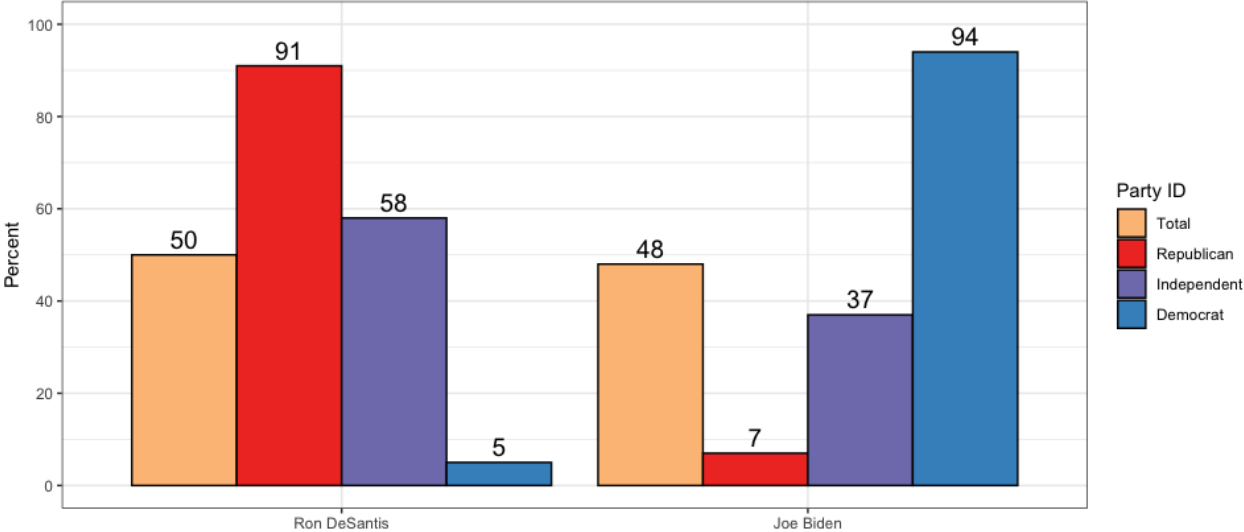
Charles Franklin, @PollsAndVotes, Data: Marquette Law School Poll





# DeSantis vs Biden with party ID

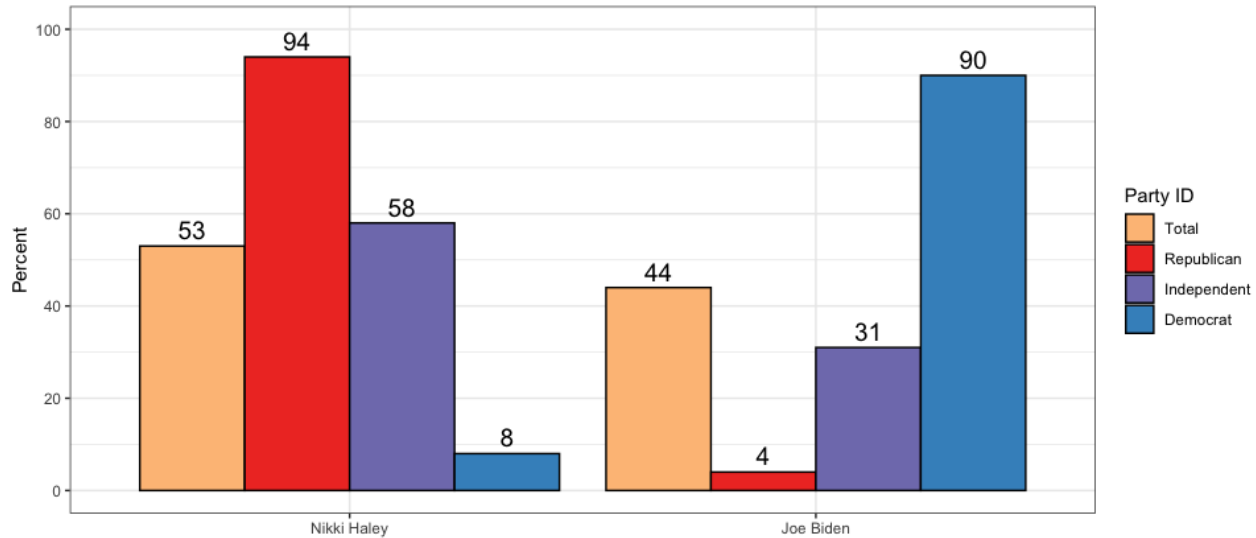
June 2023



Charles Franklin, @PollsAndVotes, Data: Marquette Law School Poll

# Haley vs Biden with party ID

June 2023



Charles Franklin, @PollsAndVotes, Data: Marquette Law School Poll

# Candidate favorability

---

## Favorability to Biden, Trump, DeSantis and Haley

Among registered voters

| Candidate    | Favorability  |           |             |                      |            |
|--------------|---------------|-----------|-------------|----------------------|------------|
|              | Net favorable | Favorable | Unfavorable | Haven't heard enough | Don't know |
| Joe Biden    | -14           | 42        | 56          | 2                    | 0          |
| Donald Trump | -24           | 37        | 61          | 2                    | 0          |
| Ron DeSantis | -12           | 37        | 49          | 13                   | 0          |
| Nikki Haley  | -3            | 31        | 34          | 33                   | 2          |

Marquette Law School Poll, Wisconsin survey, Oct. 26-Nov. 2, 2023

Question: Do you have a favorable or unfavorable opinion of (INSERT NAME) or haven't you heard enough about them yet?

---

# Differences in support from 2020

---

## Vote for Biden or Trump by 2020 vote

Among registered voters who voted in 2020

| 2020 vote    | Vote choice 2024 |           |                 |         |
|--------------|------------------|-----------|-----------------|---------|
|              | Donald Trump     | Joe Biden | Haven't decided | Refused |
| Donald Trump | 95               | 3         | 0               | 1       |
| Joe Biden    | 4                | 94        | 2               | 1       |

Marquette Law School Poll, Wisconsin survey, Oct. 26-Nov. 2, 2023

Question: If the 2024 election for president were held today between Former President Donald Trump, the Republican, and President Joe Biden, the Democrat, would you vote for Donald Trump or for Joe Biden or haven't you decided?

Question: If you had to choose, would you vote for Biden or for Trump?

Question: Which presidential candidate did you vote for in 2020?

---

---

## Vote for Biden or DeSantis by 2020 vote

Among registered voters who voted in 2020

| 2020 vote    | Vote choice 2024 |           |                 |         |
|--------------|------------------|-----------|-----------------|---------|
|              | Ron DeSantis     | Joe Biden | Haven't decided | Refused |
| Donald Trump | 97               | 3         | 0               | 0       |
| Joe Biden    | 9                | 89        | 2               | 0       |

Marquette Law School Poll, Wisconsin survey, Oct. 26-Nov. 2, 2023

Question: If the 2024 election for president were held today between Florida Governor Ron DeSantis, the Republican, and President Joe Biden, the Democrat, would you vote for Ron DeSantis or for Joe Biden or haven't you decided?

Question: If you had to choose, would you vote for Biden or for DeSantis?

Question: Which presidential candidate did you vote for in 2020?

---

---

## Vote for Biden or Haley by 2020 vote

Among registered voters who voted in 2020

| 2020 vote    | Vote choice 2024 |           |                 |         |
|--------------|------------------|-----------|-----------------|---------|
|              | Nikki Haley      | Joe Biden | Haven't decided | Refused |
| Donald Trump | 96               | 3         | 1               | 0       |
| Joe Biden    | 15               | 81        | 4               | 1       |

Marquette Law School Poll, Wisconsin survey, Oct. 26-Nov. 2, 2023

Question: If the 2024 election for president were held today between Former UN Ambassador Nikki Haley, the Republican, and President Joe Biden, the Democrat, would you vote for Nikki Haley or for Joe Biden or haven't you decided?

Question: If you had to choose, would you vote for Biden or for Haley?

Question: Which presidential candidate did you vote for in 2020?

---



---

## Vote if 'had to choose', among those initially undecided between Biden and Trump

Among registered voters who are undecided between Biden and Trump

| Biden v Trump            | If had to choose |                |                |                  |            |         |
|--------------------------|------------------|----------------|----------------|------------------|------------|---------|
|                          | Definitely Trump | Probably Trump | Probably Biden | Definitely Biden | Don't know | Refused |
| Undecided Biden or Trump | 6                | 40             | 39             | 6                | 7          | 3       |

Marquette Law School Poll, Wisconsin survey, Oct. 26-Nov. 2, 2023

Question: If you had to choose, would you vote for Biden or for Trump?

---

---

## Vote if 'had to choose', among those undecided between Biden and DeSantis

Among registered voters who are undecided between Biden and DeSantis

| Biden v DeSantis         | If had to choose    |                   |                |                  |            |         |
|--------------------------|---------------------|-------------------|----------------|------------------|------------|---------|
|                          | Definitely DeSantis | Probably DeSantis | Probably Biden | Definitely Biden | Don't know | Refused |
| Undecided Biden or Trump | 7                   | 49                | 34             | 0                | 9          | 0       |

Marquette Law School Poll, Wisconsin survey, Oct. 26-Nov. 2, 2023

Question: If you had to choose, would you vote for Biden or for DeSantis?

---

---

## Vote if 'had to choose', among those undecided between Biden and Haley

Among registered voters who are undecided between Biden and Haley

| Biden v Haley            | If had to choose |                |                |                  |            |         |
|--------------------------|------------------|----------------|----------------|------------------|------------|---------|
|                          | Definitely Haley | Probably Haley | Probably Biden | Definitely Biden | Don't know | Refused |
| Undecided Biden or Trump | 8                | 45             | 35             | 0                | 11         | 1       |

Marquette Law School Poll, Wisconsin survey, Oct. 26-Nov. 2, 2023

Question: If you had to choose, would you vote for Biden or for Haley?

---

# Biden approval and votes

---

## Biden vs Trump vote by Biden job approval

Among registered voters

| Biden job approval  | Vote         |           |                 |
|---------------------|--------------|-----------|-----------------|
|                     | Donald Trump | Joe Biden | Haven't decided |
| Total               | 48           | 50        | 1               |
| Strongly approve    | 0            | 100       | 0               |
| Somewhat approve    | 4            | 94        | 1               |
| Somewhat disapprove | 38           | 57        | 3               |
| Strongly disapprove | 93           | 5         | 1               |

Marquette Law School Poll, Wisconsin survey, Oct. 26-Nov. 2, 2023

Question: If the 2024 election for president were held today between Former President Donald Trump, the Republican, and President Joe Biden, the Democrat, would you vote for Donald Trump or for Joe Biden or haven't you decided?

Question: If you had to choose, would you vote for Biden or for Trump?

Question: Overall, do you approve or disapprove of the way Joe Biden is handling his job as president?

---

---

## Biden vs DeSantis vote by Biden job approval

Among registered voters

| Biden job approval  | Vote         |           |                 |
|---------------------|--------------|-----------|-----------------|
|                     | Ron DeSantis | Joe Biden | Haven't decided |
| Total               | 50           | 48        | 1               |
| Strongly approve    | 0            | 98        | 2               |
| Somewhat approve    | 10           | 87        | 3               |
| Somewhat disapprove | 48           | 52        | 1               |
| Strongly disapprove | 94           | 5         | 1               |

Marquette Law School Poll, Wisconsin survey, Oct. 26-Nov. 2, 2023

Question: If the 2024 election for president were held today between Florida Governor Ron DeSantis, the Republican, and President Joe Biden, the Democrat, would you vote for Ron DeSantis or for Joe Biden or haven't you decided?

Question: If you had to choose, would you vote for Biden or for DeSantis?

Question: Overall, do you approve or disapprove of the way Joe Biden is handling his job as president?

---

---

## Biden vs Haley vote by Biden job approval

Among registered voters

| Biden job approval  | Vote        |           |                 |
|---------------------|-------------|-----------|-----------------|
|                     | Nikki Haley | Joe Biden | Haven't decided |
| Total               | 53          | 44        | 3               |
| Strongly approve    | 0           | 97        | 3               |
| Somewhat approve    | 20          | 75        | 3               |
| Somewhat disapprove | 54          | 41        | 5               |
| Strongly disapprove | 93          | 6         | 2               |

Marquette Law School Poll, Wisconsin survey, Oct. 26-Nov. 2, 2023

Question: If the 2024 election for president were held today between Former UN Ambassador Nikki Haley, the Republican, and President Joe Biden, the Democrat, would you vote for Nikki Haley or for Joe Biden or haven't you decided?

Question: If you had to choose, would you vote for Biden or for Haley?

Question: Overall, do you approve or disapprove of the way Joe Biden is handling his job as president?

---

# Third party candidates



## Kennedy favorability by party identification

Among registered voters

| Party ID    | Favorability |             |                      |            |
|-------------|--------------|-------------|----------------------|------------|
|             | Favorable    | Unfavorable | Haven't heard enough | Don't know |
| Total       | 31           | 39          | 30                   | 1          |
| Republican  | 48           | 21          | 29                   | 2          |
| Independent | 34           | 26          | 40                   | 0          |
| Democrat    | 11           | 61          | 27                   | 1          |

Marquette Law School Poll, Wisconsin survey, Oct. 26-Nov. 2, 2023

Question: Do you have a favorable or unfavorable opinion of Robert F. Kennedy Jr or haven't you heard enough about them yet?

---

## Consider voting for Kennedy by party identification

Among registered voters

| Party ID    | Vote for Kennedy            |                           |                               |                                 |            |
|-------------|-----------------------------|---------------------------|-------------------------------|---------------------------------|------------|
|             | Definitely vote for Kennedy | Probably vote for Kennedy | Probably not vote for Kennedy | Definitely not vote for Kennedy | Don't know |
| Total       | 5                           | 23                        | 29                            | 39                              | 3          |
| Republican  | 6                           | 30                        | 37                            | 25                              | 3          |
| Independent | 8                           | 36                        | 26                            | 22                              | 6          |
| Democrat    | 4                           | 13                        | 23                            | 60                              | 1          |

Marquette Law School Poll, Wisconsin survey, Oct. 26-Nov. 2, 2023

Question: If Robert F. Kennedy Jr. is on the presidential ballot as an independent candidate, how likely would you be to vote for him instead of the Democratic or Republican candidates?

---

---

## Consider voting for Kennedy by initial Biden-Trump choice

Among registered voters

| Initial Biden-Trump vote | Vote for Kennedy            |                           |                               |                                 |            |
|--------------------------|-----------------------------|---------------------------|-------------------------------|---------------------------------|------------|
|                          | Definitely vote for Kennedy | Probably vote for Kennedy | Probably not vote for Kennedy | Definitely not vote for Kennedy | Don't know |
| Total                    | 5                           | 23                        | 29                            | 39                              | 3          |
| Donald Trump             | 6                           | 29                        | 38                            | 24                              | 3          |
| Joe Biden                | 3                           | 14                        | 21                            | 60                              | 2          |
| Haven't decided          | 11                          | 33                        | 33                            | 20                              | 3          |

Marquette Law School Poll, Wisconsin survey, Oct. 26-Nov. 2, 2023

Question: If Robert F. Kennedy Jr. is on the presidential ballot as an independent candidate, how likely would you be to vote for him instead of the Democratic or Republican candidates?

---

---

## Consider voting for Kennedy by initial Biden-DeSantis choice

Among registered voters

| Initial Biden-DeSantis vote | Vote for Kennedy            |                           |                               |                                 |            |
|-----------------------------|-----------------------------|---------------------------|-------------------------------|---------------------------------|------------|
|                             | Definitely vote for Kennedy | Probably vote for Kennedy | Probably not vote for Kennedy | Definitely not vote for Kennedy | Don't know |
| Total                       | 5                           | 23                        | 29                            | 39                              | 3          |
| Ron DeSantis                | 5                           | 29                        | 36                            | 27                              | 2          |
| Joe Biden                   | 4                           | 11                        | 22                            | 62                              | 1          |
| Haven't decided             | 11                          | 43                        | 30                            | 10                              | 7          |

Marquette Law School Poll, Wisconsin survey, Oct. 26-Nov. 2, 2023

Question: If Robert F. Kennedy Jr. is on the presidential ballot as an independent candidate, how likely would you be to vote for him instead of the Democratic or Republican candidates?

---

---

## Consider voting for Kennedy by initial Biden-Haley choice

Among registered voters

| Initial Biden-Haley vote | Vote for Kennedy            |                           |                               |                                 |            |
|--------------------------|-----------------------------|---------------------------|-------------------------------|---------------------------------|------------|
|                          | Definitely vote for Kennedy | Probably vote for Kennedy | Probably not vote for Kennedy | Definitely not vote for Kennedy | Don't know |
| Total                    | 5                           | 23                        | 29                            | 39                              | 3          |
| Nikki Haley              | 6                           | 29                        | 33                            | 29                              | 2          |
| Joe Biden                | 2                           | 9                         | 24                            | 64                              | 1          |
| Haven't decided          | 8                           | 36                        | 31                            | 20                              | 5          |

Marquette Law School Poll, Wisconsin survey, Oct. 26-Nov. 2, 2023

Question: If Robert F. Kennedy Jr. is on the presidential ballot as an independent candidate, how likely would you be to vote for him instead of the Democratic or Republican candidates?

---

## West favorability by party identification

Among registered voters

| Party ID    | Favorability |             |                      |            |
|-------------|--------------|-------------|----------------------|------------|
|             | Favorable    | Unfavorable | Haven't heard enough | Don't know |
| Total       | 6            | 20          | 69                   | 5          |
| Republican  | 6            | 21          | 68                   | 6          |
| Independent | 8            | 14          | 71                   | 7          |
| Democrat    | 6            | 21          | 69                   | 4          |

Marquette Law School Poll, Wisconsin survey, Oct. 26-Nov. 2, 2023

Question: Do you have a favorable or unfavorable opinion of Cornel West or haven't you heard enough about them yet?

# Perception of Biden and Trump strengths and characteristics

## Which candidate would do a better job on issues

Among registered voters

| Issue                           | Who better |       |                     |              |            |
|---------------------------------|------------|-------|---------------------|--------------|------------|
|                                 | Biden      | Trump | Both about the same | Neither good | Don't know |
| Immigration and border security | 30         | 50    | 7                   | 13           | 0          |
| The Economy                     | 33         | 50    | 8                   | 9            | 0          |
| Foreign relations               | 39         | 44    | 5                   | 12           | 0          |
| Medicare and Social Security    | 41         | 37    | 12                  | 10           | 1          |
| Abortion policy                 | 43         | 34    | 9                   | 14           | 0          |
| Climate change                  | 45         | 28    | 10                  | 16           | 1          |

Marquette Law School Poll, Wisconsin survey, Oct. 26-Nov. 2, 2023

Question: Do you think Joe Biden or Donald Trump would do a better job handling each of the following issues, they are both about the same or would neither be good on the issue?



# How well does this phrase describe Biden or Trump

Among registered voters

| Issue | How well phrase describes |           |               |              |                 |
|-------|---------------------------|-----------|---------------|--------------|-----------------|
|       | Net describes             | Very well | Somewhat well | Not too well | Not at all well |

Is too old to be president

|       |    |    |    |    |    |
|-------|----|----|----|----|----|
| Biden | 55 | 55 | 22 | 11 | 11 |
| Trump | 9  | 25 | 29 | 24 | 21 |

Shares your values

|       |     |    |    |    |    |
|-------|-----|----|----|----|----|
| Biden | -8  | 18 | 28 | 15 | 39 |
| Trump | -16 | 22 | 20 | 11 | 47 |

Has behaved corruptly

|       |    |    |    |    |    |
|-------|----|----|----|----|----|
| Biden | -5 | 31 | 16 | 16 | 36 |
| Trump | 35 | 50 | 17 | 12 | 20 |

Strong record of accomplishments as president

|       |     |    |    |    |    |
|-------|-----|----|----|----|----|
| Biden | -17 | 20 | 21 | 18 | 40 |
| Trump | 0   | 33 | 17 | 15 | 35 |

Marquette Law School Poll, Wisconsin survey, Oct. 26-Nov. 2, 2023

Question: How well does each of the following phrases describe (Joe Biden)(Donald Trump)?

Net describes column is 'very well' plus 'somewhat well' minus 'not too well' minus 'not at all well'

# GOP Primary

## Republican primary vote choice

Among Republican registered voters

| Primary choice  | Survey wave   |           |
|-----------------|---------------|-----------|
|                 | 10/26-11/2/23 | 6/8-13/23 |
| Donald Trump    | 38            | 31        |
| Ron DeSantis    | 18            | 30        |
| Nikki Haley     | 11            | 3         |
| Vivek Ramaswamy | 3             | 3         |
| Mike Pence      | 3             | 6         |
| Chris Christie  | 1             | 1         |
| Tim Scott       | 1             | 5         |
| Doug Burgum     | 1             | 0         |
| Asa Hutchinson  | 0             | 0         |
| Larry Elder     | 0             | 0         |
| Haven't decided | 24            | 21        |

Marquette Law School Poll, Wisconsin survey, Oct. 26-Nov. 2, 2023

Question: Here are some candidates for the Republican presidential nomination. If the primary were today, whom would you vote for or haven't you decided?

Question: Mike Pence suspended his campaign while the survey was being conducted.

---

## Favorability to Trump, DeSantis and Haley among Republicans

Among Republican registered voters

| Candidate    | Favorability |             |                      |            |
|--------------|--------------|-------------|----------------------|------------|
|              | Favorable    | Unfavorable | Haven't heard enough | Don't know |
| Donald Trump | 69           | 28          | 3                    | 0          |
| Ron DeSantis | 73           | 15          | 11                   | 1          |
| Nikki Haley  | 54           | 18          | 27                   | 2          |

Marquette Law School Poll, Wisconsin survey, Oct. 26-Nov. 2, 2023

Question: Do you have a favorable or unfavorable opinion of (INSERT NAME) or haven't you heard enough about them yet?

---

# International issues

## Better for U.S. to play active role in world or to stay out of world affairs

Among registered voters

| Party ID    | Role in world                        |                           |            |
|-------------|--------------------------------------|---------------------------|------------|
|             | Take an active part in world affairs | Stay out of world affairs | Don't know |
| Total       | 62                                   | 36                        | 1          |
| Republican  | 53                                   | 46                        | 1          |
| Independent | 47                                   | 49                        | 1          |
| Democrat    | 75                                   | 23                        | 2          |

Marquette Law School Poll, Wisconsin survey, Oct. 26–Nov. 2, 2023

Question: Do you think it will be better for the future of the country if we take an active part in world affairs, or if we stay out of world affairs?

---

## Amount of U.S. support to Israel by party identification

Among registered voters

| Party ID    | Support to Israel |                    |                                   |            |
|-------------|-------------------|--------------------|-----------------------------------|------------|
|             | Too much support  | Not enough support | About the right amount of support | Don't know |
| Total       | 28                | 23                 | 46                                | 3          |
| Republican  | 18                | 32                 | 45                                | 4          |
| Independent | 29                | 28                 | 39                                | 4          |
| Democrat    | 37                | 12                 | 50                                | 1          |

Marquette Law School Poll, Wisconsin survey, Oct. 26-Nov. 2, 2023

Question: When it comes to Israel's war with Hamas in Gaza, do you think the United States is providing too much support to Israel, not enough support to Israel, or about the right amount of support to Israel?

---

---

## Amount of U.S. support to Ukraine by party identification

Among registered voters

| Party ID    | Support to Ukraine |                    |                                   |            |
|-------------|--------------------|--------------------|-----------------------------------|------------|
|             | Too much support   | Not enough support | About the right amount of support | Don't know |
| Total       | 36                 | 22                 | 41                                | 1          |
| Republican  | 55                 | 13                 | 29                                | 2          |
| Independent | 43                 | 20                 | 36                                | 1          |
| Democrat    | 12                 | 31                 | 55                                | 1          |

Marquette Law School Poll, Wisconsin survey, Oct. 26-Nov. 2, 2023

Question: When it comes to Russia's invasion of Ukraine, do you think the United States is providing too much support to Ukraine, not enough support to Ukraine, or about the right amount of support to Ukraine?

---



# The national economy and family finances

## Views of the national economy by party identification

Among registered voters

| Party ID    | Description of national economy |      |             |      |
|-------------|---------------------------------|------|-------------|------|
|             | Excellent                       | Good | Not so good | Poor |
| Total       | 3                               | 24   | 36          | 37   |
| Republican  | 0                               | 4    | 34          | 61   |
| Independent | 0                               | 19   | 38          | 43   |
| Democrat    | 7                               | 47   | 37          | 9    |

Marquette Law School Poll, Wisconsin survey, Oct. 26-Nov. 2, 2023

Question: How would you describe the state of the nation's economy these days?

---

## Family financial situation by party identification

Among registered voters

| Party ID    | Family financial situation |                 |            |
|-------------|----------------------------|-----------------|------------|
|             | Living comfortably         | Just getting by | Struggling |
| Total       | 48                         | 36              | 15         |
| Republican  | 42                         | 41              | 17         |
| Independent | 29                         | 40              | 31         |
| Democrat    | 60                         | 31              | 9          |

Marquette Law School Poll, Wisconsin survey, Oct. 26-Nov. 2, 2023

Question: Thinking about your family's financial situation, would you say you are living comfortably, just getting by, or struggling to make ends meet?

---

**MARQUETTE UNIVERSITY**  
**LAW SCHOOL POLL**

